



**Archit**  
GROUP

Archit  
**PRE**  
THE ORIGINAL  
**NUWUD**  
**LAM**  
PRELAMINATED MDF & HDHWR TYPE 1/TYPE 2

**ArchitLAM**  
**LINO KRAFT**  
DECORATIVE LAMINATES  
A QUALITY PRODUCT FROM THE ARCHIT GROUP & BRAND NUWUD



CELEBRATING THE COLOURS OF NATURE

# About Us



Introducing NUWUD Prelaminated MDF & HDF Range. The Factory is located at Tohana a border town between Haryana & Punjab on a spread of 54 acres equipped with the state of the art Dieffenbacher MDF & HDF Plant along with fully automated Short Cycle Presses.

NUWUD Prelaminated Range is a exclusive collection of exclusively Melamine Formaldehyde (MF) impregnated paper Lamination on MDF & HDF boards in a fully automated Short Cycle Press.

NUWUD Prelaminated Boards come in an exotic wide range of Pastel & Wood Grain Shades which are always relevant to the Indian & Global trends. Finely crafted textured caul plates add exquisite finish to the prelaminated board surface from Mat, Suede, Super Gloss to even synchronized grains for a realistic feel. The product is of the highest quality standards meeting the norms of IS14589.

NUWUD Prelaminated MDF/HDF uses the décor paper sourced from the best in Europe, Asia & India with a 75–110GSM range ensuring the best Prelaminated MDF & HDHWR. NUWUD Prelaminated MDF & HDHWR is a PERFECT TOTAL PANELLING SOLUTION.

MDF/HDF as product is a True Friend of the Nature. For a fact that MDF/HDHWR is from the Nature & with a view to give back to the nature in equal measure & to achieve self sustainability the Company started a Eucalyptus Plantation near the factory. The results have been phenomenal – Creating sustainable resource of wood the key input apart from & Green Initiative for the Company with employment generation for the marginal farmers of the land.





Introducing NUWUD Prelaminated MDF & HDF Range. The Factory is located at Tohana a border town between Haryana & Punjab on a spread of 54 acres equipped with the state-of-the-art MDF & HDF Plant from Dieffenbacher along with Short Cycle Presses.

NUWUD Prelaminated Range is a exclusive collection of Melamine Formaldehyde (MF) impregnated paper lamination on MDF & HDHWR boards in a fully automated Short Cycle Press.

NUWUD Prelaminated Boards come in an exotic wide range of Solid, Wood Grain Shades, Fabric & Stone décors which are always relevant to the design trends. Finely crafted textured caul plates add exquisite finish to the prelaminated board surface from Mat, Suede, Anti-finger, Super Gloss to even synchronized grains for a realistic feel. The product is of the highest quality standards meeting the norms of IS 14587.

NUWUD Prelaminated MDF/HDF uses the décor paper sourced from the best in Europe, Asia & India with a 65-110 GSM range ensuring the best Prelaminated MDF & HDHWR. NUWUD Prelaminated MDF is a PERFECT TOTAL PANELLING SOLUTION.





# ArchitLAM LINO KRAFT

DECORATIVE LAMINATES  
A QUALITY PRODUCT FROM THE ARCHIT GROUP & BRAND NUWUD

Introducing ArchitLAM Lino Kraft Range of Liner Grade High Pressure Laminates. The Factory is located at Tohana a border town between Haryana & Punjab on a spread of 54 acres equipped with the state-of-the-art Plant from along with 2 Laminate presses of 20-daylights capable of producing laminates in 2440mm x 1220mm (8ft x 4ft) & 3050mm x 1297mm (10ft x 4.25ft).

ArchitLAM Lino Kraft Range is a exclusive collection of Melamine Formaldehyde (MF) resin impregnated décor paper with core layer fine Kraft Paper impregnated in 100% Pure Phenol Formaldehyde resin.

ArchitLAM Lino Kraft Range comes in a wide range of Solid, Wood Grain, Fabric & Stone décors which are always relevant to the design trends. Finely crafted textured caul plates add exquisite finish to the LinoKraft Laminate surface from Mat, Suede, Anti-finger & High Gloss. The product is of the highest quality standards meeting the norms of IS 2046.

ArchitLAM Lino Kraft Range uses the décor paper sourced from the best in Asia & India with ensuring the best quality in LinoKraft Laminate creating a critical product extension to A PERFECT TOTAL PANELLING SOLUTION.

## PRODUCT RANGE PARAMETERS

<b>SIZE</b>	2440mm x 1220mm (8ft x 4ft)
<b>THICKNESSES</b>	0.60mm, 0.72mm, 0.82mm & 0.92mm
<b>SHADES</b>	Vibgyor Range 14 Shades, Woodz Range 22 Shades, Fabric Range 7 Shades & Stonz Range 2 Shades. A total of 45 Shades in all.
<b>TEXTURE</b>	MAT, SUEDE & HIGH GLOSS



**ARCHIT PANELS  
PVT LTD**

# THE GLIMPSE — OF INSIDE —



An exclusive range of bright **Solid Colours** of the rainbow adorns the **VIBGYOR Range** of Prelaminated MDF/HDHWR & the Liner Laminate Range.

---



In sync with Nature the **WOODZ Range** of Prelaminated MDF/HDHWR & Liner Laminate range exudes the warmth of nature's splendor on every décor surface & the surrounding space.

---



The beauty in simplicity is the hall mark of the **FABRIC Range** which weaves elegance in every décor surface with the most simplistic presentation.

---



**STONZ Range** is an exquisite range of high-resolution décor surfaces depicting marble & quartz which creates an ambience of extravagance with simple tones.

---



NUWUD – Prelaminated Range has been designed in keeping YOU, our discerning customers, in mind. Your imaginations, thoughts, aspirations & desires drive us on to innovate constantly to meet your expectations. Lending you a palette to create your own.



NUWUD – Prelaminated is from Nature & reflects The Essence of Nature in Nature's every shade, hues, feel, nuance & emotion. Effects of Nature is in our every design selection & texture.



Colour is the Essence of Life & the very existence & with in mind the NUWUD Prelaminated range invest considerable time in the survey of Indian & Global Trends to ensure that the NUWUD Prelaminated Boards are served with the best & the most up-to-date trends in Solids, Wood Grain & Fabric Shade with a commitment to keep the evolving with time.



VALUE FOR MONEY proposition is key motivating factor in product selection & preferential buying by customers especially in a product that can be defined as a commodity.



At Archit Nuwood CUSTOMER DELIGHT is key business logic behind every action Customer Delight drive Innovation – Innovate to further elevate the levels of CUSTOMER DELIGHT.



Archit Nuwood believes that the business of Prelaminated Decorative Panel & High Pressure Laminate is all about being Just-In-Time in meeting Customer Needs. The essence of Customer Service is measured in the Customer Happiness Index which is measured by the how quick the service was rendered & the product delivered or a problem resolved.







## BEAUTY & GRACE OUTSIDE STRENGTH INSIDE

Archit NUWUD Prelaminated MDF & HDHWR Range boast of a Wide range of shade complementing the range of the ArchitLAM with exotic textures from the basic MAT & Suede to the trending Anti-finger & Super Gloss. Truly A Total Paneling Solution.





## PRELAMINATED MDF RANGE PARAMETERS

<b>THICKNESS RANGE</b>	From 7mm to 25mm in Interior Grade & 7.5mm to 35mm in Exterior & HDHWR Grade
<b>SIZE RANGE</b>	Standard size 8ft x 4ft (2.44m x 1.22m)
<b>PRODUCT VARIANTS</b>	<ul style="list-style-type: none"> <li>• One Side Laminated (OSL)</li> <li>• Both Side Laminated (BSL)</li> <li>• One Side Decorative &amp; other side Raw (ORD)</li> <li>• One Side Balancing &amp; other side Raw (OSR)</li> <li>• Both Side Balancing (BSB)</li> </ul>
<b>PRODUCT GRADE</b>	<ul style="list-style-type: none"> <li>• Interior Grade – Grade II (Interlam)</li> <li>• Exterior Grade – I (Exxtrlam)</li> <li>• HDHWR (Suprlam)</li> </ul>
<b>SURFACE FINISH</b>	Standard Available is in MAT Finish but also available in SUEDE, Super Gloss & other exotic Textures
<b>LAMINATION TYPE</b>	Conforms to standards of IS 14587 Type 2 lamination



**Exclusive 10 Year Warranty  
on Plain & HDHWR**





NUWUD Prelaminated décor paper IMPREGNATION process exclusively uses unextended Melamine Formaldehyde (MF) impregnated décor paper for the best finish & abrasion resistance.



The exclusive use of Unextended MF resin in the impregnation of the Décor & Balancing papers ensure high abrasion resistance of the Laminated Surface exceeding the standard of IS 14587.



Texture CAUL PLATES from the GLOBAL Leader for the best in class Texture in MAT, SUEDE, HIGH GLOSS, Impression Free & Synchronized Grains. Available in Mat, Suede, Super Gloss & many other textures.



Décor Paper in Solids & Wood Grain with high GSM sourced from the Global Leaders/Supplier along with exclusive shade for an unique NUWUD PRELAM experience in Natural & Exclusive paper range.



NUWUD Prelaminated MDF has a perfect blemish free laminated surface due to the ultimate smooth surface @ 220 GRIT sanded surface & along with the quality of décor/balancing paper impregnated in MF resin.



NUWUD Prelaminated MDF & HDF are Tropicalized keeping in mind that the products are aimed for application in the tropical climates of the Indian Sub-continent.



NUWUD MDF & HDF boards & the Prelaminated Surface are specially treated with NANO TECHNOLOGY to ensure a anti-fungal & anti-microbial core/surface along with protection against viral attacks.



Borers & Termites are a perennial source of problems for natural wood, hence the boards are specially treated to be resistant to termites & borer proof.



NUWUD MDF & HDF Plain/Prelaminated have perfect edge straightness with perfect corners & edges with 90o in all corners with parallel sides.



NUWUD Prelaminated décor paper IMPREGNATION process exclusively uses unextended Melamine Formaldehyde (MF) hence fade resistant.



The MDF impregnated décor paper fuses with the MDF surface making it an absolutely NONPOROUS surface with ZERO penetrability.



The non-porous MF faced laminated surface ensure that the prelaminated is RESISTANT to surface stains due to it's non-absorbent nature.



The impenetrability of Melamine Formaldehyde resin prelaminated surface makes the surface RESISTANT to the effects of most alkaline & mild acidic chemicals.



The Melamine Formaldehyde resin impregnated prelaminated surface creates a shield against the accidental contact with hot surfaces & effects of cigarette burn marks.




**Exclusive 10 - Year Warranty on Plain & Prelaminated HDHWR against Manufacturing Defects & product failure certified by NUWUD technical team.**

# ArchitLAM LINO KRAFT

DECORATIVE LAMINATES  
A QUALITY PRODUCT FROM THE ARCHIT GROUP & BRAND NUWUD

**A thing of beauty last forever**



**ArchitLAM LINO KRAFT** Laminate Range boast of a Wide range of shade complementing the range of the **Archit NUWUD Prelaminated Range** with exotic textures from the basic MAT & Suede to the trending Anti-finger & Super Gloss. Truly a value-added extension in achieving A Total Paneling Solution.







LINO KRAFT is a specially constructed HPL in the Liner Segment incorporating Kraft Paper Base impregnated with 100% Phenolic Resin (Phenol Formaldehyde) ensuring increased durability & with high moisture resistant core Kraft layer of the High Pressure Laminate.



LINO KRAFT incorporates on the top decorative layer décor paper impregnated with Pure MF Resin (Melamine Formaldehyde) ensuring a perfect finish with increased durability & with high abrasion resistant surface of the High Pressure Laminate.



LINO KRAFT has an uncompromising attitude towards quality & keeping in line with this mantra LINO KRAFT uses a range of High GSM Décor Paper ensuring a perfect finish with an assurance of perfect.



LINO KRAFT with a finely sanded bottom Kraft surface pasting & pressing this to any surface without undulation easy. The surface is perfect for perfect adhesion with conventional glues used in today's manual carpentry processes.



LINO KRAFT is a decorative surface which is ideal for conventional carpentry process making pasting the Liner Laminate easy to paste with conventional manual pasting methods & also in the modern presses too. This makes LINO KRAFT Carpenter Friendly Liner Laminate.



LINO KRAFT boasts of the one of the world's best in Sander from IMEAS which ensures a perfect finish with TRUE THICKNESS in the LINO KRAFT. This shall ensure a standardized product THICKNESS which in turn guarantees product quality resulting into customer satisfaction which is the MOOL MANTRA.



LINO KRAFT is a perfectly crafted product with clean & sharp edges without any feathering or diagonal variance due to the state of the art automated trimming lines which doesn't allow for human interference.



LINO KRAFT with its Melamine Formaldehyde (MF) Impregnated décor paper layer ensures a décor surface which has high resistance to fading due to exposure to handling or due to the elements of nature like sun-light.



LINO KRAFT with its Melamine Formaldehyde (MF) Impregnated décor paper layer ensures a décor surface with high abrasion resistance. This makes LINO KRAFT ideal for applications in both horizontal & vertical applications.



LINO KRAFT uses specially formulated with significantly low VOC foot-print resins ensures an environment friendly Liner Laminate which is ideal for application in dwellings & workplaces seamlessly.



LINO KRAFT is a Liner Laminate that has been perfectly crafted using Water for heating the caul plates & cooling the Laminate composite once the pressing cycle is completed. This is the most ideal manufacturing process & the results in a Liner Laminate that is without any chance of delamination in the core or uneven bonding of the layers & further ensures uniform thickness through-out the Liner Laminate.



LINO KRAFT due to its PF bonded kraft core with uniform density across the length & breadth of the Liner Laminate substrate makes it dimensionally stable without the tendency to bend or warp. This results in perfect & blemish free fixing of the Liner Laminate to any surface.







VIBGYOR  
RANGE

*the*  
RANGE   
OF SOLID

COLORS





VIBGYOR  
RANGE



Archit Lam  
LINO KRAFT  
DECORATIVE LINER




65x160mm

SUPER WHITE DÉCOR 1101




65x160mm

FROSTY WHITE DÉCOR 1102



65x160mm

IVORY 1103



65x160mm

SILVER GREY 1104



65x160mm

CAPPUCCINO 1105



Archit Lam SOLID COLOR

 **VIBGYOR  
RANGE**



65x95mm

**GOTHIC GREY**


1106



65x95mm

**SLATE GREY**

1107



65x95mm

**BLACK**

1108



65x95mm

**CARDINAL RED**

1109



65x95mm

**ELECTRIC BLUE**

1110



65x95mm

**BOB ORANGE**

1111



65x95mm

**MARIGOLD YELLOW**

1112



65x95mm

**BABY PINK**

1113



65x95mm

**PARROT GREEN**

1114


Arehit Lam SOLID COLOR







Archit Lam WOODEN







110x325mm

**NATURAL TEAK**

1201



110x325mm

**MAHOGANY**

1202

Archit Lam WOODEN



# WOODZ RANGE



110x325mm

BAVARIAN BEECH

1203



65x160mm

INNTAL BEECH

1204



65x160mm

CLASSIC PLANKED WALNUT 1205



216x135mm

Archit Lam WOODEN

OXFORD CHERRY

1206





Archit Lam WOODEN



216x135mm

ICE BEECH

1207





110x325mm

**MALDAU ACACIA DARK**

1208



65x160mm

**MALDAU ACACIA LIGHT** 1209



65x160mm

**LORRAINE WALNUT** 1210



216x135mm

Arehit Lam WOODEN

FLOWERY WENGE

1211



STRAIGHT GRAIN WENGE

1212

216x135mm



THAI TEAK

1213

65x160mm



Archit Lam WOODEN



**WOODZ**  
RANGE



**SAPELE**

1214



**CHOCO CROSS LIGHT**

1215



**CHOCO CROSS DARK**

1216



**NEW COUNTRY DARK**

1217



65x160mm

NEW COUNTRY LIGHT 1218



TIGER WOOD LIGHT 1223



TIGER WOOD DARK 1224

Archit Lam WOODEN

**WOODZ**  
RANGE



216X135mm

**ROYAL PADAUK**

1219



216x135mm

**SANOMA OAK DARK**

1221





110x325mm

SANOMA OAK LIGHT

1220




65x160mm

HIGHLAND PINE

1222

ArchitLam WOODEN





110x325mm

**FABRIC WHITE**

1301



110x325mm

**FABRIC CREAM**

1302

Archit Lam FABRIC





216x135mm

**KHADI GREY**

**1304**



216x135mm

**KHADI CREAM**

**1305**



65x160mm

FABRIC SLATE

1303



65x135mm

LINEN WHITE

1306



65x160mm

LINEN DARK

1307











65x160mm

**MARBELLO LIGHT** 1401



65x160mm

**MARBELLO DARK** 1402



65x160mm

**GRANITO LIGHT** 1403



65x160mm

**GRANITO DARK** 1404



Archit Lam FABRIC



## TECHNICAL SPECIFICATIONS

SL.	PROPERTIES	UNIT	GRADE 1	GRADE 2
1	Density Range based on thickness	Kg/m <sup>3</sup>	600 - 900	600 - 900
	Variation from Mean Density		+10	+10
2	Moisture Content in MDF	%	5 to 7	5 to 7
	Variation from Moisture Content		+3	+3
3	Water Absorption (Maximum)	%		
	a) After 2 Hours Soaking		6	9
	b) After 24 Hours Soaking		12	18
4	Thickness Swelling 2 Hours	%	4	7
5	Modulus Of Rupture (Min)	N/mm <sup>2</sup>		
	a) Upto 20mm thickness (Average)		28	28
	b) Above 20mm thickness (Average)		25	25
6	Modulus Of Elasticity (Min)	N/mm <sup>2</sup>		
	a) Upto 20mm thickness (Average)		2800	2800
	b) Above 20mm thickness (Average)		2500	2500
7	Tensile Strength Perpendicular to surface (Min)	N/mm <sup>2</sup>		
	a) Upto 20mm thickness (Average)		0.90	0.80
	b) Above 20mm thickness (Average)		0.80	0.70
	Tensile Strength Perpendicular to surface (Min)	N/mm <sup>2</sup>		
	a) After cyclic test		0.45	NA
b) After accelerated water resistant test	0.30	NA		
8	Screw withdrawal strength (Min)	N		
	Face		1500	1500
9	Edge		1250	1250
	Abrasion resistance (Min)	Number of Revolutions		
	Type I		1000	1000
	Type II		450	450
	Type III		250	250
Type IV	75	75		
10	Resistance to Steam		Yes	Yes
11	Resistance to Crack		Yes	Yes
12	Resistance to Cigarette Burns		Yes	Yes
13	Resistance to Stain		Yes	Yes
	Shall leave no stains after cleaning with water, solvents or Detergent mixture			








The Archit Group is one of leading manufacturers of MDF & HDHWR under the popular brand name NUWUD, have launched a range of High Pressure Laminates (HPL) with very high quality standards backed by stringent in-house quality standards with a full-fledged in-house testing facility.



Every ArchitLAM High Pressure Laminate (HPL) is perfectly calibrated to the thickness mentioned on the sheet & to ensure that the thickness is perfect across the length & breadth of the HPL Sheet without deviation.



Every ArchitLAM High Pressure Laminate (HPL) is specially constructed incorporating Kraft Paper core impregnated with 100% Phenolic Resin (Phenol Formaldehyde)



Every ArchitLAM High Pressure Laminate (HPL) incorporates on the top decorative layer décor paper impregnated with Pure MF Resin (Melamine Formaldehyde).



Bhuna - Tohana Road, Dashmesh Nagar, Vill .: Chander Kalan, Tohana, Distt.: Fatehabad, Haryana 125 120





## DECOR REFERENCE

## INDEX

### VIBGYOR RANGE

S.No.	SHADE NAME	SHADE No.	Page No.
01	SUPER WHITE DÉCOR	1101	12
02	FROSTY WHITE DÉCOR	1102	12
03	IVORY	1103	12
04	SILVER GREY	1104	12
05	CAPPUCCINO	1105	12
06	GOTHIC GREY	1106	13
07	SLATE GREY	1107	13
08	BLACK	1108	13
09	CARDINAL RED	1109	13
10	ELECTRIC BLUE	1110	13
11	BOB ORANGE	1111	13
12	MARIGOLD YELLOW	1112	13
13	BABY PINK	1113	13
14	PARROT GREEN	1114	13

### fabric RANGE

S.No.	SHADE NAME	SHADE No.	Page No.
39	FABRIC WHITE	1301	28
40	FABRIC CREAM	1302	28
41	FABRIC SLATE	1303	30
42	KHADI GREY	1304	29
43	KHADI CREAM	1305	29
44	LINEN WHITE	1306	30
45	LINEN DARK	1307	30

### STONZ RANGE

S.No.	SHADE NAME	SHADE No.	Page No.
46	MARBELLO LIGHT	1401	32
47	MARBELLO DARK	1402	32
48	GRANITO LIGHT	1403	32
49	GRANITO DARK	1404	32

### WOODZ RANGE

S.No.	SHADE NAME	SHADE No.	Page No.
15	NATURAL TEAK	1201	16
16	MAHOGANY	1202	16
17	BAVARIAN BEECH	1203	17
18	INNTAL BEECH	1204	17
19	CLASSIC PLANKED WALNUT	1205	17
20	OXFORD CHERRY	1206	18
21	ICE BEECH	1207	19
22	MALDAU ACACIA DARK	1208	20
23	MALDAU ACACIA LIGHT	1209	20
24	LORRIANE WALNUT	1210	20
25	FLOWERY WENGE	1211	21
26	STRAIGHT GRAIN WENGE	1212	22
27	THAI TEAK	1213	22
28	SAPELE	1214	23
29	CHOCO CROSS LIGHT	1215	23
30	CHOCO CROSS DARK	1216	23
31	NEW COUNTRY DARK	1217	23
32	NEW COUNTRY LIGHT	1218	24
33	ROYAL PADAUK	1219	25
34	SANOMA OAK LIGHT	1220	26
35	SANOMA OAK DARK	1221	25
36	HIGHLAND PINE	1222	26
37	TIGER WOOD LIGHT	1223	24
38	TIGER WOOD DARK	1224	24





ArchitLAM  
LINO KRAFT  
DECORATIVE LAMINATES  
A QUALITY PRODUCT FROM THE ARCHIT GROUP & BRAND NUWUD





# ArchitLAM

## LINO KRAFT

DECORATIVE LAMINATES  
A QUALITY PRODUCT FROM THE ARCHIT GROUP & BRAND NUWUD

 **ARCHIT NUWOOD  
INDUSTRIES PVT LTD**

 **ARCHIT PANELS  
PVT LTD**

---

Bhuna-Tohana Road, Dashmesh Nagar, Vill.: Chander Kalan, Tohana,  
Distt.: Fatehabad, Haryana - 125 120